



## Symmetry | Secto® Gauze Dissector



### **Symmetry Surgical Inc.**

3034 Owen Drive  
Antioch, TN 37013 USA  
☎ 1-800-251-3000  
Fax: 1-615-964-5566  
[www.symmetrysurgical.com](http://www.symmetrysurgical.com)



Symmetry Surgical GmbH  
78532 Tuttlingen, Germany  
Maybachstraße 10  
☎ +49 7461 96490  
Fax: +49 7461 77921

# CE 2797

These instructions pertain to Class IIa devices

IFU-LCNSYM- SG0510 Rev B  
© 2020 Symmetry Surgical

## ENGLISH

### IMPORTANT INFORMATION

Please Read Before Use

### Indications for Use

The Symmetry | Secto® Gauze Dissector is indicated for laparoscopic and open general surgical procedures for blotting small bleeders, blunt dissection and/or sponging tissue in a visible atraumatic manner.




### Product Description

This Symmetry | Secto® Gauze Dissector is an instrument that consists of a handle and tips. (Symmetry | Secto® Gauze Dissector Tips (sterile) and the Symmetry | Secto® Gauze Dissector Reusable Handle)

The Symmetry | Secto® Gauze Dissector sterile tip is attached to the reusable handle with screw threads for:

- Blunt Dissection
- Blotting and/or sponging tissues
- Separating surgical planes
- Retraction
- Gentle manipulation of tissues and/or organs

The sterile tips are available in a variety of sizes and may be used with any reusable handle in various lengths and angles of the same diameter. There are separate handles for 5mm diameter tips and 10mm diameter tips.

How supplied		
Symmetry   Secto® Gauze Dissector Tips, Single Use	Symmetry   Secto® Gauze Dissector Reusable Handle	Symmetry   Secto® Laparoscopic Gauze Dissector One-Piece, Single Use
<p>The Symmetry   Secto® Gauze Dissector Tips are packaged <b>sterile, single use</b>. Do not resterilize.</p> 	<p>Symmetry   Secto® Gauze Dissector Reusable Handles are supplied <b>Non-Sterile</b> and intended for use with the Symmetry   Secto® Gauze Dissector Tips.</p> 	<p>The Symmetry   Secto® Laparoscopic Gauze Dissector One-Piece is packaged <b>sterile, single use</b>. Do not resterilize.</p> 

### Warnings and Precautions

Symmetry   Secto® Gauze Dissector Tips, Single Use	Symmetry   Secto® Gauze Dissector Reusable Handle	Symmetry   Secto® Laparoscopic Gauze Dissector One-Piece, Single Use
<p>This product is packaged sterile and ready for use. Inspect the sterile package carefully. Do not use if:</p> <ul style="list-style-type: none"> <li>• the package or seal appears to be breached or damaged,</li> <li>• contents appear to be damaged, or</li> <li>• the expiry date has passed.</li> </ul>	<p>Symmetry   Secto® Gauze Dissector Reusable Handles are supplied Non-Sterile and must be cleaned and sterilized before use, including prior to their initial use. Failure to follow these procedures will invalidate the instrument's warranty. Inspect the product and packaging prior to</p>	<p>This product is packaged sterile and ready for use. Inspect the sterile package carefully. Do not use if:</p> <ul style="list-style-type: none"> <li>• the package or seal appears to be breached or damaged,</li> <li>• contents appear to be damaged, or</li> <li>• the expiry date has passed.</li> </ul>

<p>As long as the inner pouch is not opened or damaged, and the expiration date has not passed, the product is sterile.</p> <p>Symmetry   Secto® Gauze Dissector Tips have not been designed to undergo or withstand any form of alteration, such as cleaning or re-sterilization, after a single patient use.</p> <p>Symmetry Surgical® will not be responsible for single use devices that are resterilized, nor accept for credit or exchange any Symmetry   Secto® Gauze Dissector Tips that have been opened and not used.</p> <p>The Symmetry   Secto® Gauze Dissector Tips are totally disposable and must be discarded after a single use.</p>	<p>use for any damage.</p>	<p>As long as the inner pouch is not opened or damaged, and the expiration date has not passed, the product is sterile.</p> <p>Symmetry   Secto® Laparoscopic Gauze Dissector One-Piece instruments have not been designed to undergo or withstand any form of alteration, such as disassembly, cleaning or re-sterilization, after a single patient use.</p> <p>Symmetry Surgical® will not be responsible for single use devices that are resterilized, nor accept for credit or exchange any Symmetry   Secto® Laparoscopic Gauze Dissector One-Piece that have been opened and not used.</p> <p>The Symmetry   Secto® Laparoscopic Gauze Dissector One-Piece is totally disposable and must be discarded after a single use.</p>
<p>Incorrect handling can cause damage to or destruction of the product.</p> <ul style="list-style-type: none"> <li>➤ Use product for its intended use.</li> <li>➤ Avoid overstraining the product by twisting or levering the product during the procedure.</li> </ul>		
<p>The Symmetry   Secto® Gauze Dissector Tips must be disposed of in accordance with your facility's guidelines for biohazardous materials.</p>	<p>The Symmetry   Secto® Gauze Dissector Reusable Handle must remain disassembled from the sterile tip prior to reprocessing and sterilization.</p>	<p>Dispose of the Symmetry   Secto® Laparoscopic Gauze Dissector One-Piece instruments in accordance with your facility's guidelines for biohazardous materials.</p>

For cleaning and sterilization instructions of the **Symmetry | Secto® Gauze Dissector Reusable Handle only**, follow the Symmetry Surgical General Reprocessing LCN-IFU 204233. **\*Do not exceed 285° F / 140° C**

Copies of LCN-IFU #204233 are available by requesting from Symmetry Surgical Customer Service at:

Phone: 1-800-251-3000

Email: [customerservice@symmetrysurgical.com](mailto:customerservice@symmetrysurgical.com)

Website: [www.symmetrysurgical.com](http://www.symmetrysurgical.com)

### Assembly instructions

Assemble the sterile Symmetry | Secto® Gauze Dissector Tip into the Symmetry | Secto® Gauze Dissector Reusable Handle by screwing in the tip into the appropriate diameter handle until tight.

- **NOTE:** the Symmetry | Secto® Gauze Dissector reusable handle must be sterilized prior to assembling to the Sterile Gauze Dissector Tip. **Do not use the Reusable Handle if device has not been sterilized.**



### Disassembly instructions

Unscrew the single-use Symmetry | Secto® Gauze Dissector Tip from the Symmetry | Secto® Gauze Dissector Reusable Handle by turning the tip counter-clockwise. Dispose of the tip in accordance with your facility's guidelines for biohazardous materials. Re-process the Symmetry | Secto® Gauze Dissector Reusable Handle.

### WARRANTY

Symmetry Surgical warrants that this medical device is free from defects in both materials and workmanship for one (1) year from the date of purchase. **Any other express or implied warranties, including warranties of merchantability or fitness for a particular purpose, are hereby disclaimed. Suitability for use of this medical device for any particular surgical procedure should be determined by the user in conformance with the manufacturer's instructions for use. There are no warranties that extend beyond the description on the face hereof. Abuse or misuse of the product or failure to comply with the instructions for use shall void this warranty.**

Copies of the IFU are available by requesting them from Symmetry Surgical Customer Service at:

Phone: 1-800-251-3000

Email: [customerservice@symmetrysurgical.com](mailto:customerservice@symmetrysurgical.com)

Website: [www.symmetrysurgical.com](http://www.symmetrysurgical.com)

**Symbols:**

Authorized European Representative



Do not resterilize



Do not use if package is damaged



Prescription device only (USA)



Manufacturer



Made in

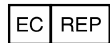


Quantity

Manufacturer Address:



Symmetry Surgical Inc.  
3034 Owen Drive  
Antioch, TN 37013 USA  
1-800-251-3000  
Fax: 1-615-964-5566



Symmetry Surgical GmbH  
Maybachstraße 10  
78532 Tuttlingen, Germany



+49 7461 96490  
Fax: +49 7461 77921